

## Features

Small units with high stable performance, lower current leakage and dissipation factor, stable frequency and temperature and long life. suitable for military equipment and computer, telephone and long life. electronic products. Meets IEC384-15-3 and GB7215-87 standard.



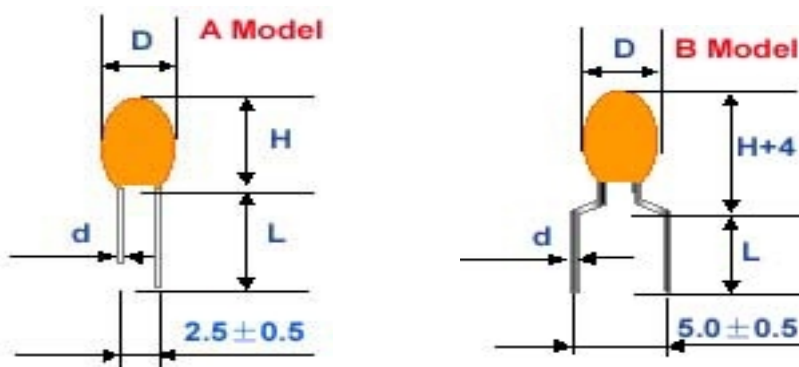
## General characteristics

- Operating temperature:  $-55^{\circ}\text{C} \sim +125^{\circ}\text{C}$ .
- Capacitance Tolerance:  $\pm 20\%$ ,  $\pm 10\%$ ,  $\pm 5\%$  (special order).
- Capacitance Range:  $0.1\mu\text{F} \sim 330\mu\text{F}$ .
- DC leakage current ( $20^{\circ}\text{C}$ ):  $I_{\text{L}} \leq 0.02C_0U_0$  or  $1\mu\text{A}$   
 $I_{\text{L}} \leq 0.01C_0U_0$  or  $0.5\mu\text{A}$  (special order), (whichever is greater).
- Dissipation factor ( $20^{\circ}\text{C}$ ): see table 1.
- Temperature performance: see table 1.
- Climatic category: 55/125/10.
- Life test: 1000 hours.

Table 1

Capacitance (uF)	Capacitance change(%)			Max D.F(%)				Max DCL(uA)	
	-55°C	+85°C	+125°C	-55°C	+20°C	+85°C	+125°C	+85°C	+125°C
$\leq 1.0$	$\pm 10$	$\pm 15$	$\pm 25$	6	4	6	6	10 I <sub>0</sub>	12.5 I <sub>0</sub>
1.5~6.8				8	6	8	8		
10~68				10	8	10	10		
100~330				12	10	12	12		

## Exterior and Dimension



## Dimensions in mm

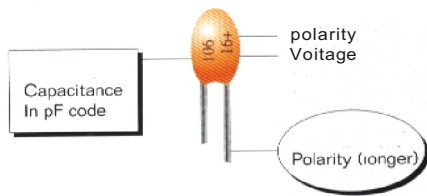
Case size	D(max)	H(max)	L(±1)	d(±0.05)
A	4.0	6.0	14	0.5
B	4.8	7.2	14	0.5
C	5.5	8.0	14	0.5
D	6.0	9.4	14	0.5
E	7.2	11.5	14	0.5
F	8.2	12.5	14	0.5

## Rating and case code

Capacitance(μF)	CCODE	4	6.3	10	16	25(20)	35	50
0.1	104						A	A
0.15	154						A	A
0.22	224						A	A
0.33	334						A	A
0.47	474						A	A
0.68	684						A	A
1.0	105				A	A	A	B
1.5	155				A	A	A	C
2.2	225			A	A	A	B	C
3.3	335		A	A	A	B	B	D
4.7	475	A	A	A	B	B	C	D
6.8	685	A	A	B	B	C	D	E
10	106	A	B	B	B	C	D	E
15	156	A	B	C	C	D	E	F
22	226	B	C	C	C	D	E	F
33	336	B	C	D	D	E	F	
47	476	C	D	D	D	E	F	
68	686	D	D	D	E	F		
100	107	D	E	E	E	F		
150	157	E	E	E	F			
220	227	E	E	F				
330	337	F	F					

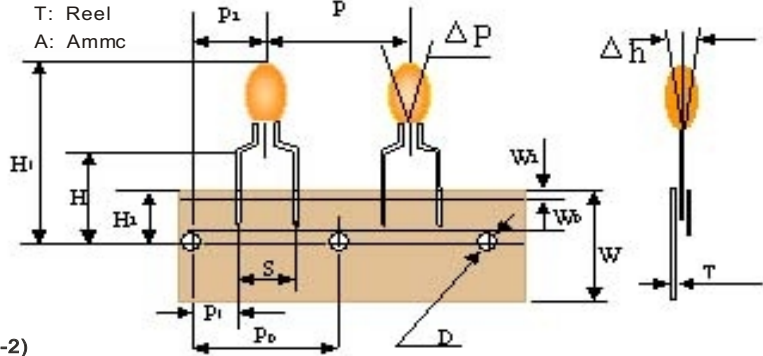
## Marking and packaging

### • Marking



### • Packaging tape:

- B: Bulk
- T: Reel
- A: Ammc



### • Dimension of tape and reel(Per specification IEC286-2)

Symbol	Dimensions(mm)	Symbol	Dimensions(mm)	
P	12.7±1.0	D	4.0±0.2	
P <sub>0</sub>	12.7±1.3	T	0.5±0.2	
W	18 <sup>+1</sup> <sub>-0.5</sub>	Δh	0±2.0	
		H	16±0.5	
W <sub>0</sub>	5min	S	2.5±0.5	5±0.7
H <sub>2</sub>	9 <sup>+0.75</sup> <sub>-0.5</sub>	P <sub>1</sub>	5.10±0.5	3.85±0.7
W <sub>2</sub>	0 <sup>+1</sup> <sub>0</sub>	P <sub>2</sub>	6.35±0.4	
H <sub>1</sub>	32.5max	ΔP	±1.3max	