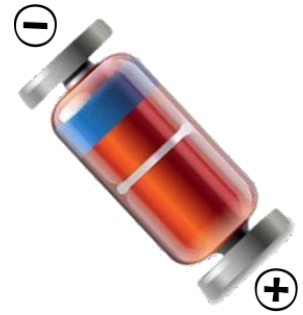


FEATURES

- Fast Switching
- High Conductance
- Surface Mount device
- For General Purpose Switching Applications


LL-34
MECHANICAL DATA

- Case: LL-34
- Case Material: Glass
- Polarity: Color band denotes cathode end


MAXIMUM RATINGS (T_A = 25°C unless otherwise noted)

Parameter	Symbol	Value	Unit
Non-Repetitive Peak Reverse Voltage	V _{RM}	100	V
DC Blocking Reverse Voltage	V _R	100	V
RMS Reverse Voltage	V _{R(RMS)}	75	V
Forward Current	I _F	500	mA
Average Rectified Output Current	I _O	150	mA
Non-Repetitive Peak Forward Surge Current @ t@=8.3ms	I _{FSM}	2.0	A
Power Dissipation	P _D	500	mW
Thermal Resistance From Junction To Ambient	R _{θJA}	350	°C/W
Junction Temperature	T _J	175	°C
Storage Temperature	T _{STG}	-55 ~+175	°C

ELECTRICAL CHARACTERISTICS (T_A = 25°C unless otherwise specified)

Parameter	Symbol	Min	Max	Unit	Conditions
Forward voltage	V _F		1	V	I _F =50mA
Reverse voltage leakage current	I _R		5	uA	V _R =75V
Diode capacitance	C _D		4	pF	V _R =0V, f=1MHz
Reverse recovery time	T _{rr}		4	nS	I _F =I _R =10mA I _{rr} =0.1xI _R R _L =100Ω

SWITCHING DIODE

Typical Characteristics

FIG.1 - FORWARD CURRENT VS. FORWARD VOLTAGE

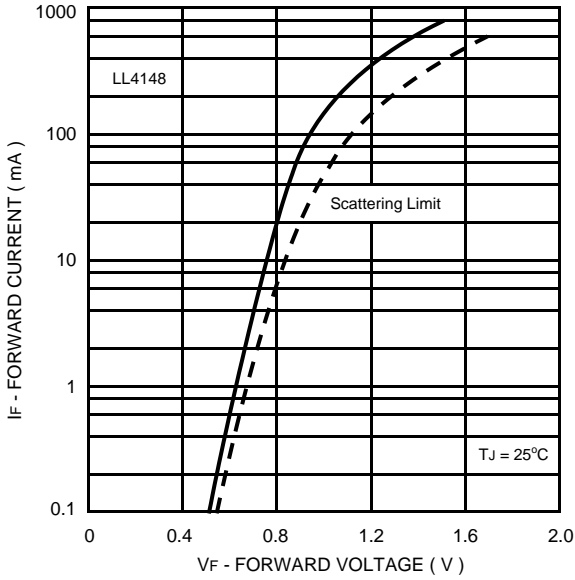


FIG.2 - FORWARD CURRENT VS. FORWARD VOLTAGE

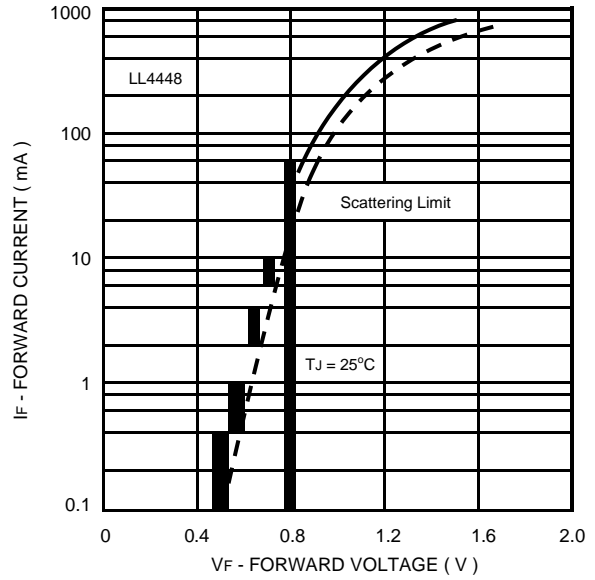


FIG.3 - REVERSE CURRENT VS. REVERSE VOLTAGE

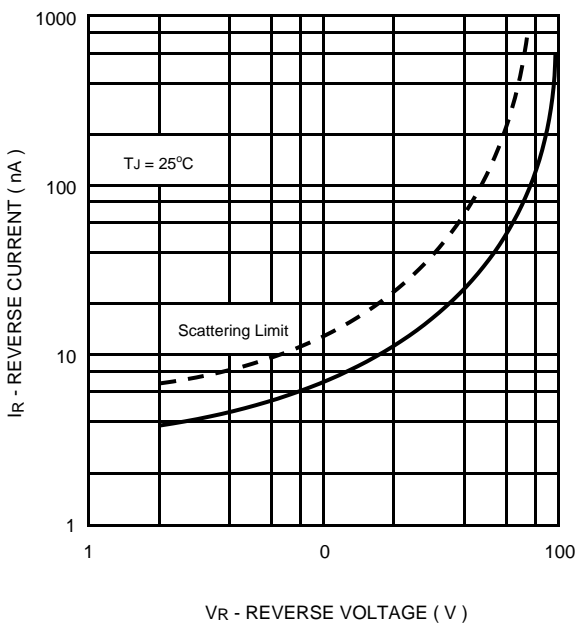
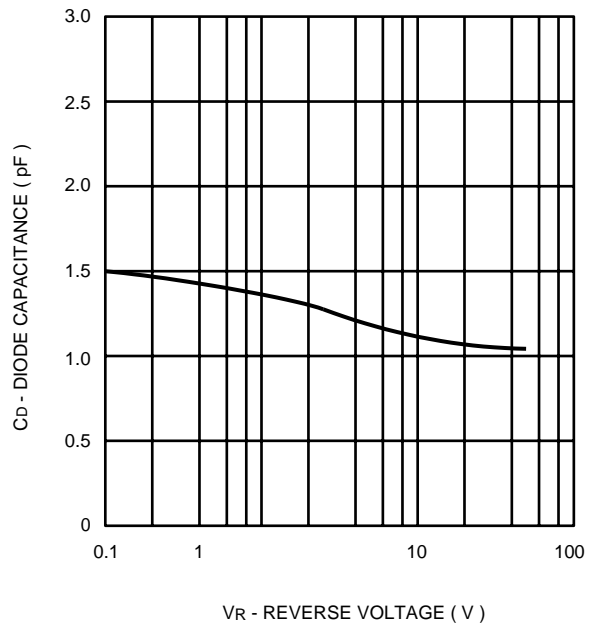
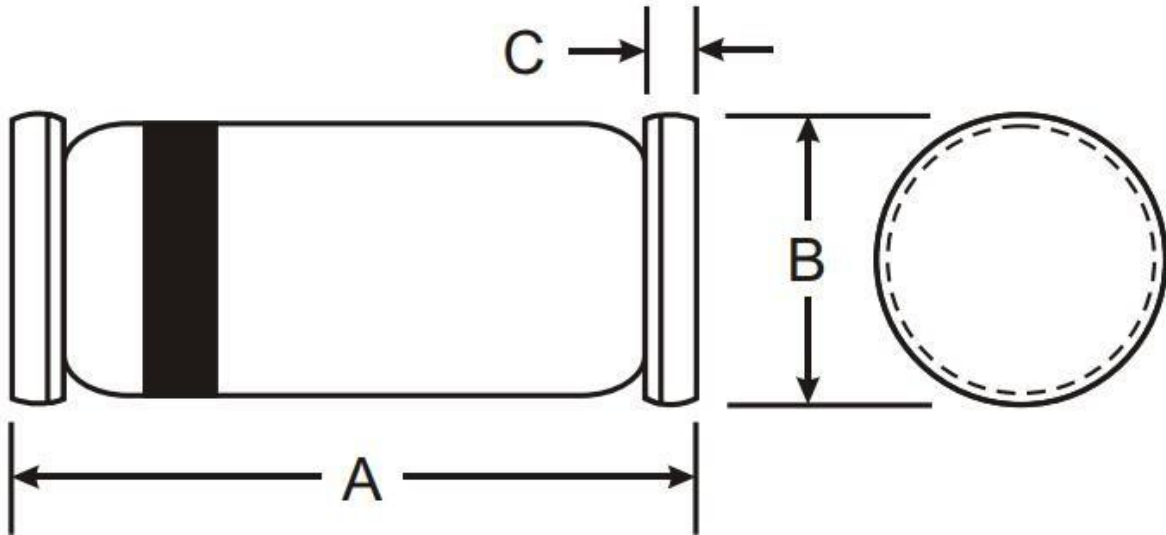


FIG.4 - DIODE CAPACITANCE VS. REVERSE VOLTAGE



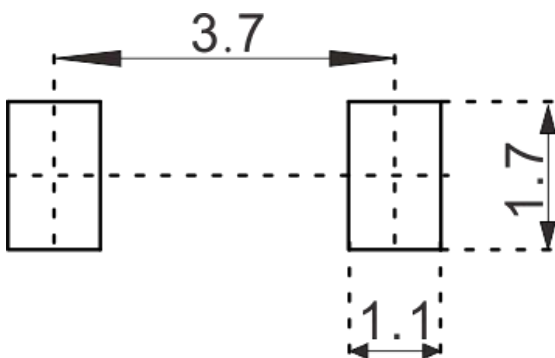
SWITCHING DIODE

LL-34 Package Outline Dimensions



Symbol	Dimensions In Millimeters		Dimensions In Inches	
	Min.	Max.	Min.	Max.
A	3.300	3.700	0.130	0.147
B	1.300	1.600	0.051	0.063
C	0.280	0.500	0.011	0.020

LL-34 Suggested Pad Layout

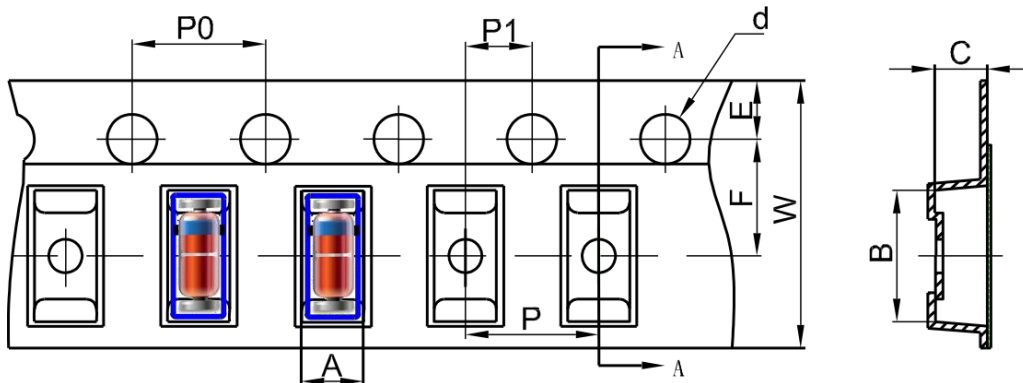


Note:

1. Controlling dimension: in millimeters
2. General tolerance: $\pm 0.05\text{mm}$
3. The pad layout is for reference purposes only

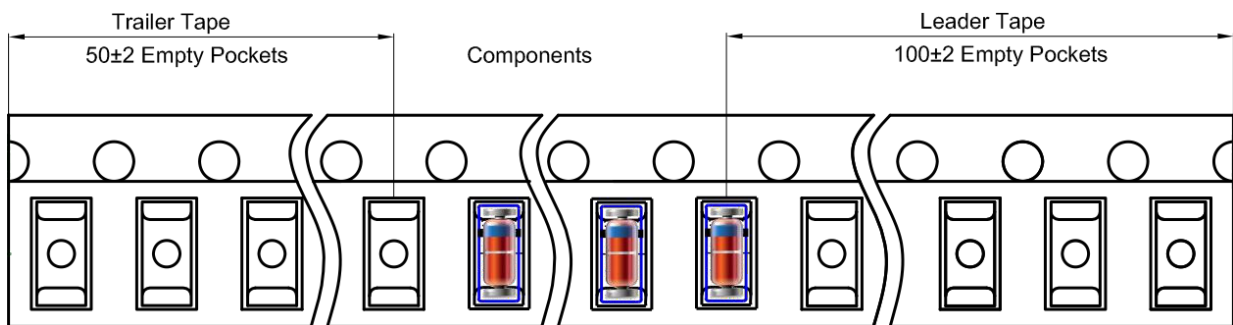
SWITCHING DIODE

LL-34 Tape and Reel
LL-34 Embossed Carrier Tape

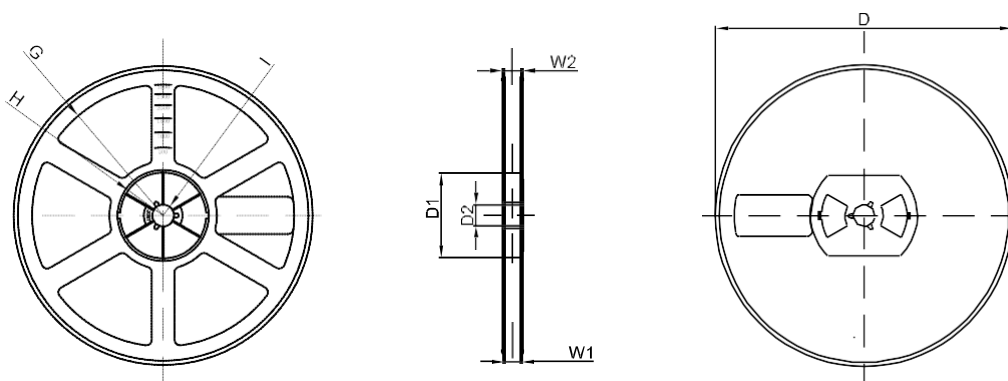


DIMENSIONS ARE IN MILLIMETER										
TYPE	A	B	C	d	E	F	P0	P	P1	W
LL-34	1.60	3.90	1.60	Ø1.50	1.75	3.50	4.00	4.00	2.00	8.00
TOLERANCE	±0.05	±0.05	±0.05	±0.1	±0.1	±0.1	±0.1	±0.1	±0.1	±0.1

LL-34 Tape Leader and Trailer



LL-34 Reel



DIMENSIONS ARE IN MILLIMETER								
REEL OPTION	D	D1	D2	G	H	I	W1	W2
7" DIA	Ø178	54.40	13.00	R78	R25.60	R6.50	9.50	12.30
TOLERANCE	±2	±1	±1	±1	±1	±1	±1	±1