

DLW32SH510XK2#

“#” at the end indicates the package specification code.

For CAN/CAN-FD DCMR Class2 Compliance



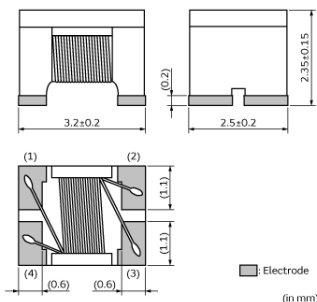
< List of part numbers with package codes >

DLW32SH510XK2B DLW32SH510XK2L

Applications

Unsuitable Applications	Please be sure to read and comply with these "Precautions for use."
Specific Applications	Automotive powertrain/safety equipment, Automotive infotainment/comfort equipment, Medical equipment [GHF A/B/C] except for implant & surgery & auto injector Please refer to Our Website and specifications, etc. for information about the performance, functions, quality, management, and safety required for the above applications, and use Products after confirming the performance and reliability of the actual Product.
Recommended Applications	Automotive powertrain/safety equipment

Appearance & Shape



Packaging Information

Packaging	Specifications	Standard Packing Quantity
B	Bulk(Bag)	500
L	180mm Embossed Tape	1500

Features

1. Suitable for noise suppression at car area networks like CAN/CAN-FD.
(IEC62228-3 DCMR Class2 Compliance)
2. High common mode impedance at high frequency range.
So it is suitable for noise suppression through wide frequency range.
3. Wide operating temperature range (-40 to +125 degrees C)

Applications

Common mode noise suppression for car area networks like CAN/CAN-FD.

Attention

1. This datasheet is downloaded from the website of Murata Manufacturing Co., Ltd. Therefore, its specifications are subject to change or our products in it may be discontinued without advance notice. Please check with our sales representatives or product engineers before ordering.

2. This datasheet has only typical specifications because there is no space for detailed specifications.

Therefore, please review our product specifications or consult the approval sheet for product specifications before ordering.

DLW32SH510XK2#

“#” at the end indicates the package specification code.



Specifications

Shape	SMD
Size Code (in mm)	3225
Size Code (in inch)	1210
Length	3.2mm
Length Tolerance	±0.2mm
Width	2.5mm
Width Tolerance	±0.2mm
Thickness	2.35mm
Thickness Tolerance	±0.15mm
Rated Current	200mA
Derating of Rated Current	No
Rated Voltage	80Vdc
Withstanding Voltage	200Vdc
DC Resistance(max.)	0.7Ω
DC Resistance	0.7Ω max.
Insulation Resistance(min.)	10MΩ
Operating Temperature Range	-40°C to 125°C
Mass(typ.)	0.072g
Number of Circuit	1
Common Mode Inductance	51μH-30%/+50% (at 0.1MHz)
Operating Temperature Range(Self-temperature rise is included)	No
Brand	Murata

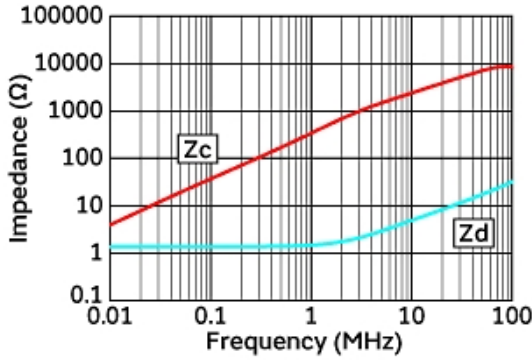
Attention

- 1.This datasheet is downloaded from the website of Murata Manufacturing Co., Ltd. Therefore, it's specifications are subject to change or our products in it may be discontinued without advance notice. Please check with our sales representatives or product engineers before ordering.
- 2.This datasheet has only typical specifications because there is no space for detailed specifications.
Therefore, please review our product specifications or consult the approval sheet for product specifications before ordering.

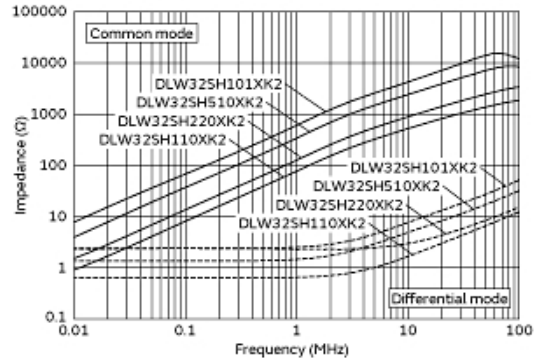
DLW32SH510XK2#

“#” at the end indicates the package specification code.

Product Data

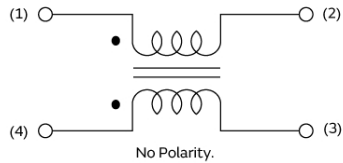


Impedance-Frequency Characteristics

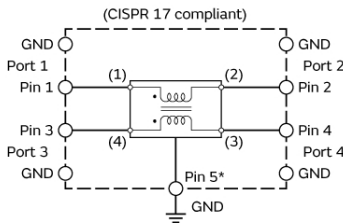


Impedance-Frequency Characteristics
(Main Items)

Equivalent Circuit (Note 1)



Note1: The Port/Pin No. of the Simulation Model provided by our company is as follows.



S-parameter: Port □
SPICE model: Pin □ (Pin5* connect to GND)

Equivalent Circuit

Attention

- 1.This datasheet is downloaded from the website of Murata Manufacturing Co., Ltd. Therefore, it's specifications are subject to change or our products in it may be discontinued without advance notice. Please check with our sales representatives or product engineers before ordering.
- 2.This datasheet has only typical specifications because there is no space for detailed specifications.
Therefore, please review our product specifications or consult the approval sheet for product specifications before ordering.