

MOMENTARY ACTION, SEALED, SNAP-ACTION, DOUBLE BREAK

The P1 offers a mechanical life that is well beyond the 50,000 cycles required by MIL-PRF-8805. The double break switching mechanism has an incredibly fast transfer time, reducing arcing and increasing contact life. The inherent wiping action breaks welds and scrubs the contacts clean on every actuation.

The P1 switch offers vastly improved life under extreme conditions found in most military environments. Moistureproofing is accomplished in two ways. The pushbutton is sealed with a silicone boot operating on our patented "rolling sleeve," providing longer life and smoother operation over a wide temperature range. Epoxy seals protect the contacts and terminals from hostile environments and solder flux.

Watertight sealing to Commercial (IP68S) and Military (MIL-PRF-8805 Design 3) standards are available. This watertight design is also available in commercial construction as the P3 series (add "W" to your part number).

High contact force (120g/4.2 oz), low contact resistance (25mΩ max initial) and short contact bounce result from our snap-action mechanism. These characteristics guarantee exceptional current carrying capabilities over the life of the switch. With the optional low level (gold plate) configuration, the P1 is well suited to interface directly to computers and other solid state devices.

The P1 switch is a quality precision snap-action switch designed for use in panel boards, control grips, computers, instruments, pressure switches and other hand or machine operated applications where sealed pushbutton switches are required. Its precision permits the P1 to be used as a limit switch with unique size, high electrical ratings and a wide choice of mounting styles.


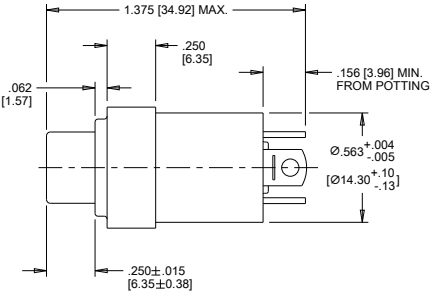

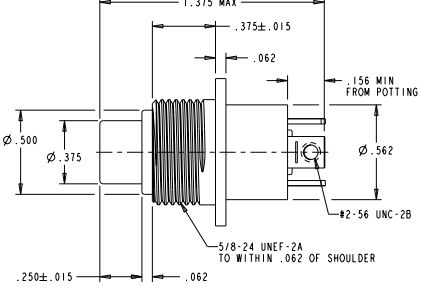

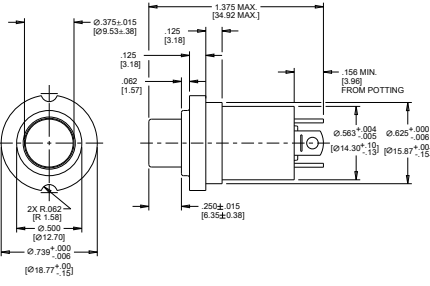

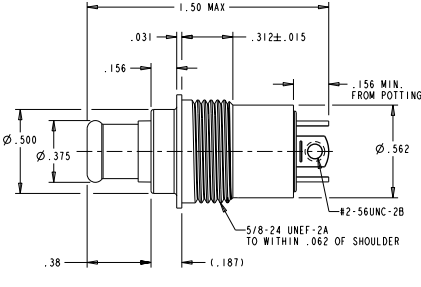

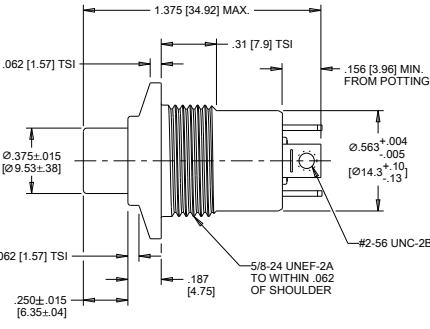

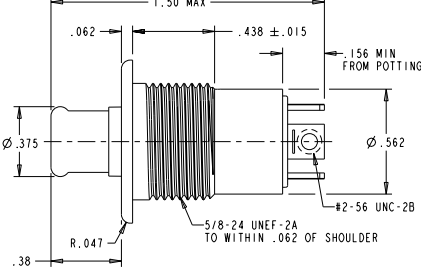

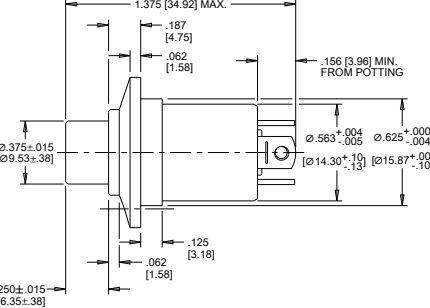
Features:

- Button sealed with patented "rolling sleeve" principle
- Contact area sealed at button & terminals
- Less than 25mΩ initial contact resistance
- Ideal for low level switching as well as up to 10 amp duty
- Positive tactile feedback
- Variety of mounting styles
- Engraved buttons & bezels available
- UL recognized
- Watertight to IP68S available
- RoHS compliant



Standard Characteristics/Ratings:		
ELECTRICAL RATINGS:		
Load	Sea Level @ 28VDC or 115VAC, 60/400Hz	50,000 feet @ 28VDC or 115VAC, 60/400Hz
Resistive	10A	N/A
Inductive	5A	5A
Lamp	3A	N/A
Center Contact	3A	N/A
DWV	1000Vrms	
Low Level	10mA @ 30mV	
Electrical Life:	25,000 cycles or 5,000 cycles at 50,000 feet	
Mechanical Life:	50,000 cycles, circuit forms 3, 4, & 5 250,000 cycles, circuit forms 1, 2 & 6	
Seal:	Dusttight per MIL-PRF-8805 Design 2 or Watertight per IP68S or MIL-PRF-8805 Design 3	
Operating Temp Range:	-55°C to +85°C	
Operating Force:	2.5 lbs. or 4.0 lbs. Push-Pull: .5 to 2.0 lbs.	
Reset Force:	0.75 lb. or 1.0 lb.	
Total Travel:	0.085 +/- 0.015 inches	
Overtravel:	0.012 inches min	
Movement Differential:	0.015 inches min	
MATERIALS:		
Case:	Black anodized aluminum alloy	
Button:	Thermoplastic	
Terminals:	Brass with silver plate, gold plate for low level	
Terminal Hardware:	Screws, lockwasher and solder lugs for screw terminal option	
Mounting Hardware:	Hex nut and lockwasher, panel seal on watertight switches	

MOMENTARY ACTION, LOW LEVEL UP TO 10 AMPS

<p>P1-1 (MIL-A)</p> 		<p>P1-6 (MIL-F)</p> 	
<p>P1-2 (MIL-B)</p> 		<p>P1-7 (MIL-G)</p> 	
<p>P1-3 (MIL-C) Push-Pull Style Shown</p> 		<p>P1-8 (MIL-H)</p> 	
<p>P1-5 (MIL-E)</p> 			

MOMENTARY ACTION, LOW LEVEL UP TO 10 AMPS

P1 PART NUMBER CODE

P1	-	X	X	X	X	*
Case Style		Terminal Style		Circuit Form	Switch Action	Button Color
<ol style="list-style-type: none"> 1. Style A 2. Style B 3. Style C 5. Style E 6. Style F 7. Style G 8. Style H 		<ol style="list-style-type: none"> 1. Solder/Std. 2. Screw/Std. 3. Solder/Low Level 4. Screw/Low Level 		<ol style="list-style-type: none"> 1. N.O. 2. N.C. 3. N.C. 3 Terminal ① 4. N.O. 3 Terminal ① 5. 5 Terminal ① 6. 2 Circuit 	<ol style="list-style-type: none"> 1. 2.5 lbs. Momentary 2. 4.0 lbs. Momentary ② 3. Push-Pull 	<ol style="list-style-type: none"> 1. Red 2. Black 3. Orange 4. Yellow 5. Green 6. Blue 7. Purple 8. Gray 9. White

* Add "W" for watertight seal to MIL-PRF-8805 Design 3

① Circuit styles with 3 and 5 terminals have 50,000 cycle mechanical life per MIL-PRF-8805.

② Military standard is 4.0 lbs.

ORDERING INFORMATION:

Select the OTTO P1 series switch to match your application requirements. Combinations of features are almost unlimited. When ordering, specify the Military (MS) Number and/or OTTO Part Number.

Example: P1-32629 is MS25089-3CW, "C" style case, 2 circuit contact configuration, 4.0 lbs. operating force, white button. For low level model, specify P1-34629, MS25089-3CWL. A partial cross reference list of Military (MS) Numbers to OTTO Part Numbers may be found in the back section of this catalog.

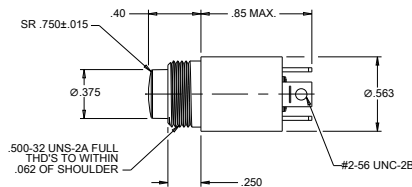
Unsealed P1-90013

Operating Force: 4.0 +/- 1.0 lb.

Circuit: SPDT-DB

Case: Black anodized aluminum

Button: Black nylon



Watertight P1-90024

Dusttight P1-90014

Operating Force: 4.0 +/- 1.0 lb.

Circuit: SPST-N.O.

Case: Black anodized aluminum

Button: Red nylon

