

Panel feed-through - SACC-E-M12MS-8CON-M20/0,5 - 1408442

Please be informed that the data shown in this PDF Document is generated from our Online Catalog. Please find the complete data in the user's documentation. Our General Terms of Use for Downloads are valid (<http://phoenixcontact.com/download>)



Sensor/actuator flush-type plug, 8-pos., M12, A-coded, front/screw mounting with M20 x 1.5 thread, with 0.5 m TPE litz wire, 8 x 0.25 mm², brass housing

Product Features



Key commercial data

Packing unit	1 pc
Weight per Piece (excluding packing)	40.0 GRM
Custom tariff number	85444290
Country of origin	Germany

Technical data

Dimensions

Length of cable	0.5 m
-----------------	-------

Ambient conditions

Ambient temperature (operation)	-25 °C ... 85 °C (Plug / socket)
Degree of protection	IP67
	IP69K

General

Note	The electrical and mechanical data specified assume that the connector pair is correctly locked and mounted. If the connector is unlocked and if there is a danger of contamination, the connector must be sealed using a protective cap > IP54. Influences arising from litz wires, cables or PCB assembly must also be taken into consideration.
Rated current at 40°C	2 A
Rated voltage	30 V
Number of positions	8

Panel feed-through - SACC-E-M12MS-8CON-M20/0,5 - 1408442

Technical data

General

Contact resistance	≤ 3 mΩ
Insulation resistance	≥ 100 MΩ
Coding	A - standard
Standards/regulations	M12 connector IEC 61076-2-101
Surge voltage category	II
Pollution degree	3
Connection method	Individual wires
Insertion/withdrawal cycles	> 100
Torque	3 Nm ... 4 Nm (Installation-side)
Mounting type	Front mounting M20 x 1,5

Material

Inflammability class according to UL 94	V0
Contact material	CuZn
Contact surface material	Au
Contact carrier material	PA 66
Material, knurls	Brass
Sealing material	NBR

Cable

Cable type	TPE litz wire
Conductor cross section	0.25 mm ²
AWG signal line	24
Conductor structure signal line	14x 0.15 mm
Core diameter including insulation	1.15 mm ±0.07 mm
Thickness, insulation	0.21 mm
Wire colors	white, brown, green, yellow, gray, pink, blue, red
Material conductor insulation	TPE
Conductor material	Tin-plated Cu litz wires
Insulation resistance	≥ 20 MΩ*km
Conductor resistance	≤ 80 Ω/m
Nominal voltage, cable	300 V
Test voltage, cable	2000 V AC
Ambient temperature (operation)	-40 °C ... 85 °C (cable, fixed installation)
	-25 °C ... 85 °C (cable, flexible installation)

Panel feed-through - SACC-E-M12MS-8CON-M20/0,5 - 1408442

Classifications

eCl@ss

eCl@ss 4.0	27250313
eCl@ss 4.1	27250313
eCl@ss 5.0	27143423
eCl@ss 5.1	27143423
eCl@ss 6.0	27279220
eCl@ss 7.0	27440103
eCl@ss 8.0	27440103

ETIM

ETIM 3.0	EC002061
ETIM 4.0	EC002062
ETIM 5.0	EC002061

UNSPSC

UNSPSC 6.01	31251501
UNSPSC 7.0901	31251501
UNSPSC 11	31251501
UNSPSC 12.01	31251501
UNSPSC 13.2	31251501

Approvals

Approvals

Approvals

cULus Recognized / UL Recognized

Ex Approvals

Approvals submitted

Approval details

Panel feed-through - SACC-E-M12MS-8CON-M20/0,5 - 1408442

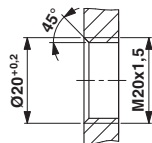
Approvals

cULus Recognized	
mm ² /AWG/kcmil	22
Nominal current I _N	2 A
Nominal voltage U _N	30 V

UL Recognized	
mm ² /AWG/kcmil	26-20
Nominal current I _N	2 A
Nominal voltage U _N	30 V

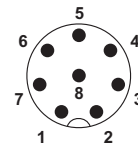
Drawings

Dimensional drawing



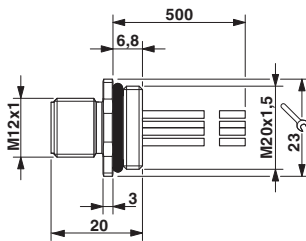
Housing cutout for M20 fastening thread, mounting panel with thread

Schematic diagram



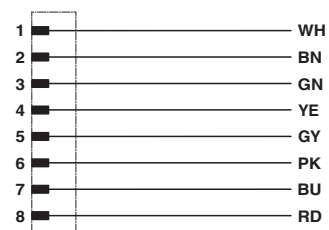
Pin assignment M12 plug, 8-pos., A-coded, view plug side

Dimensional drawing



M12 flush-type plug

Circuit diagram



Contact assignment of the M12 plug and the M12 socket