

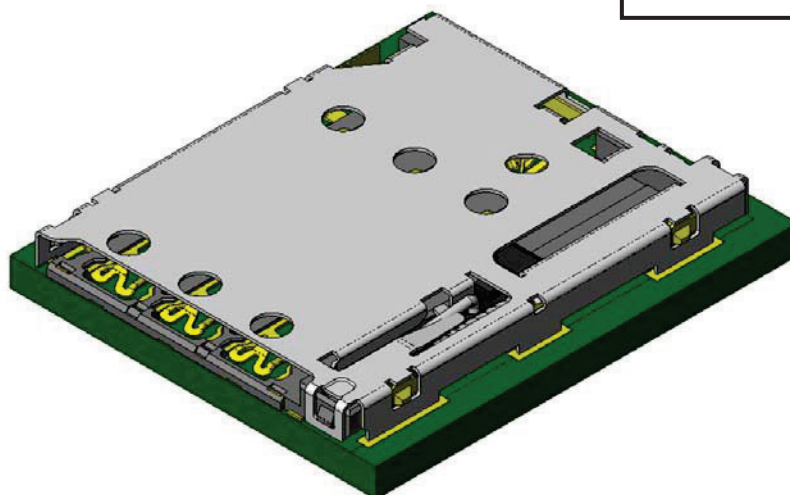


nano SIM Card Connector

SF72 Series

CONNECTOR
MB-0282-2
February 2017

RoHS Compliant



<<Outline>>

Connected devices such as smartphones and tablet PC's that equip nano SIM (4FF SIM) cards are increasing recently.

The SF72 Series is a compact and reliable push-push type nano SIM card connector ideal for those applications.

(SIM: Subscriber Identify Module)

Features

- Smallest-in-class dimensions including height --- 1.25mm height, 11.2mm width, and 14.35mm depth.
- Good operability with enlarged card eject length (3.9mm).
- Card mis-insertion measure that does not lock if card is mis-inserted.
- Card detection switch (normal open).
- EMI countermeasure --- balanced 8 hold-down points.
- Supports automated mounting --- supplied in embossed tape.

General Specifications

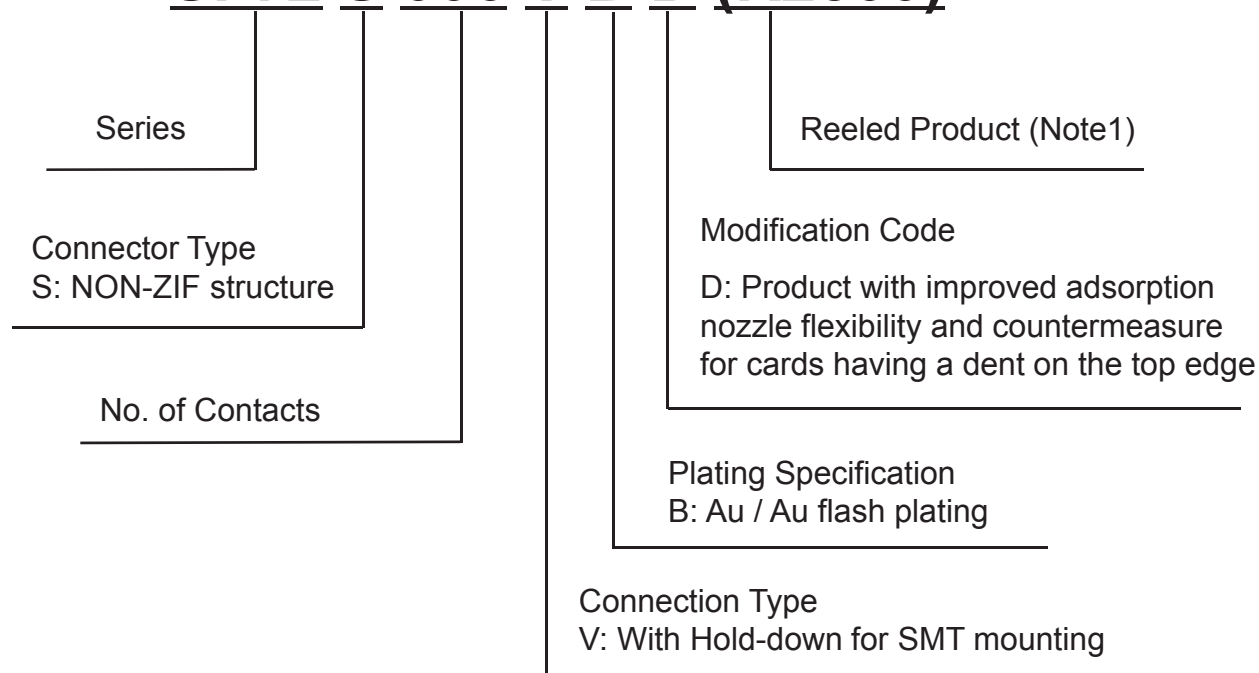
- | | |
|---|---------------------------------|
| ■No. of Contacts: 6 pos. | ■Rated Current: 0.5A / terminal |
| ■Contact Resistance: 100m Ω max. (initial) | ■Rated Voltage: 10V / terminal |
| ■Dielectric Withstanding Voltage:
AC500Vr.m.s for 1 minute | ■Durability: 5,000 times |
| ■Operating Temperature:
-25 Deg. C to +85 Deg. C | |

Materials and Finishes

Component	Material	Finish
Signal Contact D-SW Contact	Copper Alloy	Au plating over Ni (Contact area) Au flash plating over Ni (Terminal area)
Housing	Synthetic resin	
Cover	Stainless steel	Au flash plating (Terminal area only)
Eject Bar	Synthetic resin	
Spring	Stainless steel	
Cam Follower	Stainless steel	

Ordering Information

SF72 S 006 V B D (R2500)

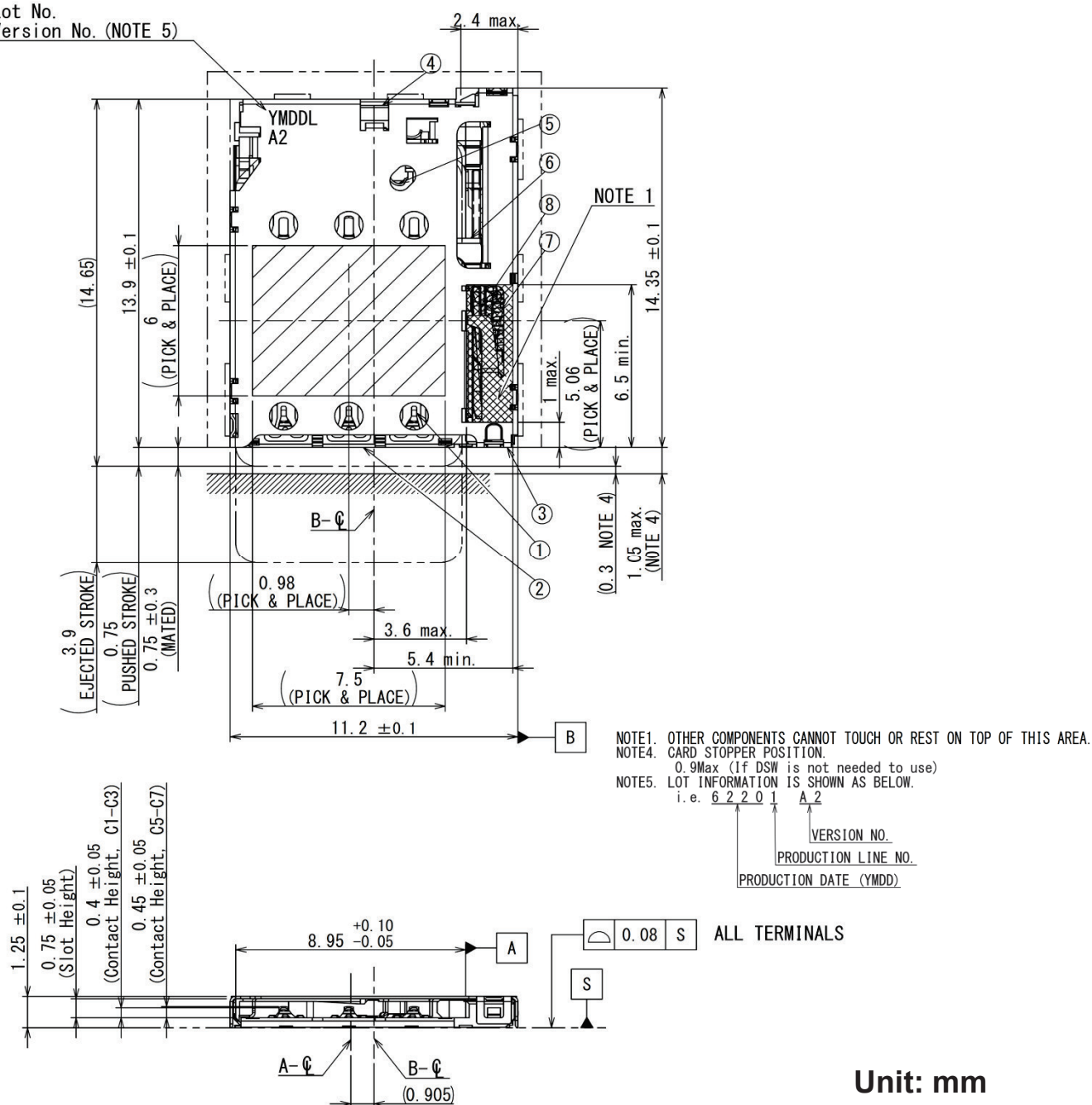


Note 1: An embossed tape reel contains 2,500 pieces.

For emboss taping specifications, please contact us directly.

Part Number	Drawing No.
SF72S006VBD	SJ117561

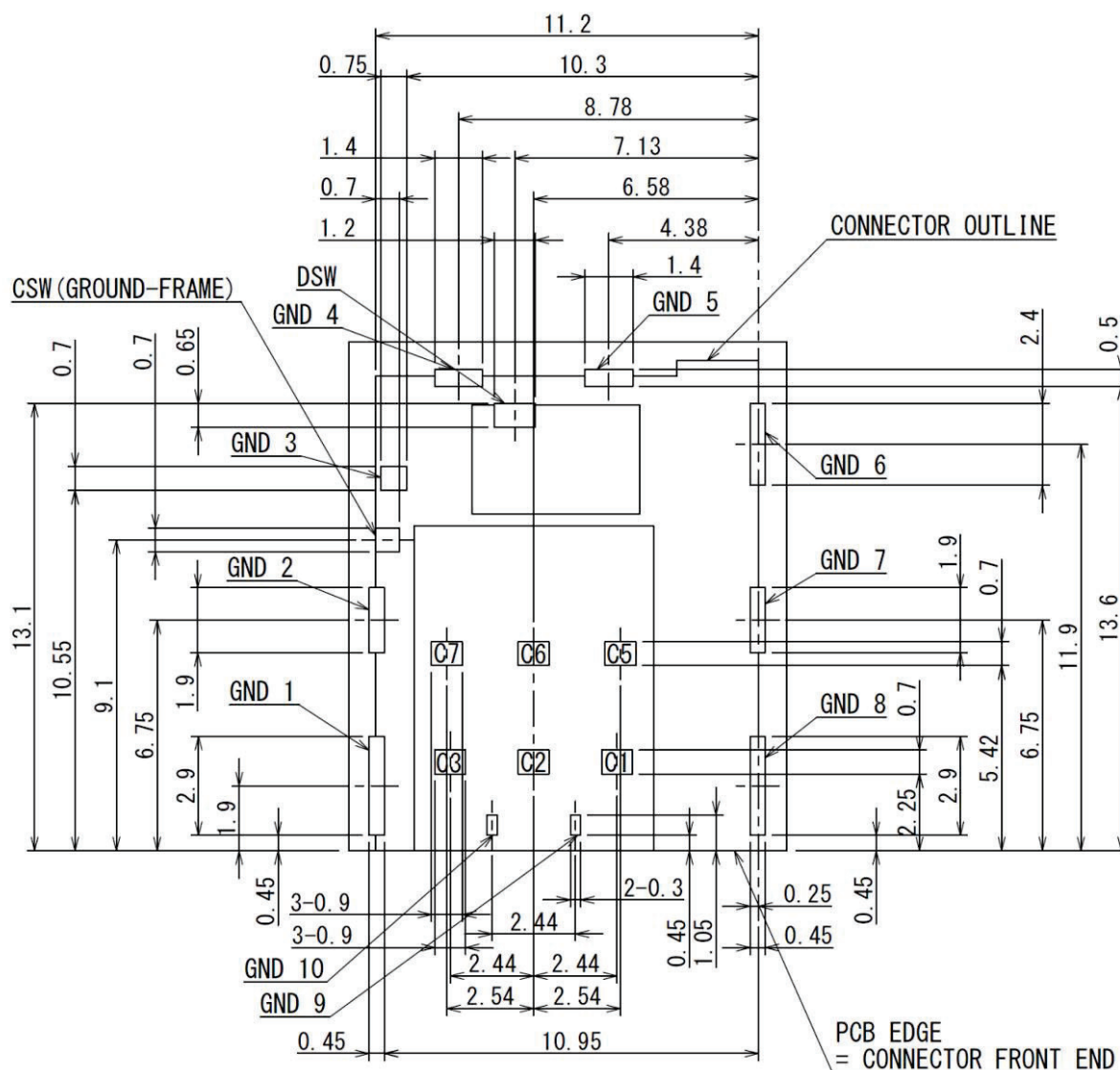
Lot No.
Version No. (NOTE 5)



8	CAM FOLLOWER	1	STAINLESS STEEL		
7	SPRING	1	STAINLESS STEEL		
6	EJECT BAR	1	GLASS FILLED PA9T		
5	DETECTION SWITCH (DSW)	1	COPPER ALLOY	Au OVER Ni (TABLE 1)	
4	GROUND FRAME	1	COPPER ALLOY	Au OVER Ni (TABLE 1)	
3	COVER	1	STAINLESS STEEL	Au (TABLE 1)	
2	HOUSING	1	GLASS FILLED LCP		
1	CONTACT	6	COPPER ALLOY	Au OVER Ni (TABLE 1)	
符号 NO.	名 称 DESCRIPTION	個 数 QTY.	材 料 MATERIAL	仕 上 FINISH	備 考 REMARKS

Note1: The drawing above is for reference only.

Please refer to our latest product drawing when using this product.



Applicable PWB Dimensions

Unit: mm

TABLE 2 CIRCUIT

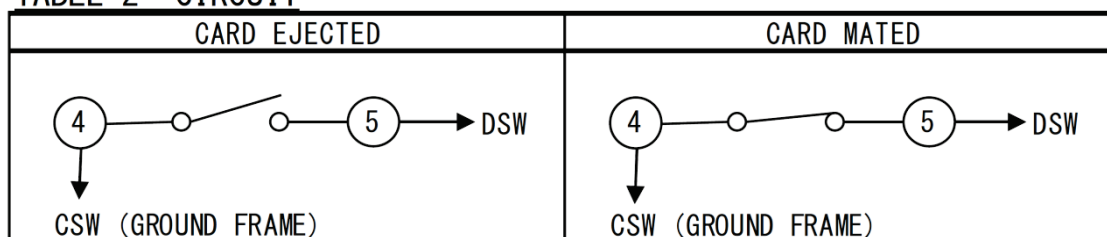


TABLE 3.
PIN ASSIGNMENT

C1	V _{cc}
C2	RST
C3	CLK
C5	GND
C6	V _{pp}
C7	I/O

Note1: The drawing above is for reference only.

Please refer to our latest product drawing when using this product.

Technical Documents

Part Number	SF72S006VBD
Drawing No.	Individual Product: SJ117561 Reeled Product: SJ117562
Specifications	JACS-11019
Handling Instructions	JAHL-11019

Notice:

1. The values specified in this brochure are only for reference. The products and their specifications are subject to change without notice. Contact our sales staff for further information before considering or ordering any of our products. For purchase, a product specification must be agreed upon.

2. Users are requested to provide protection circuits and redundancy circuits to ensure safety of the equipment, and sufficiently review the suitability of JAE's products to the equipment.

3. The products presented in this brochure are designed for the uses recommended below. We strongly suggest you contact our sales staff when considering use of any of the products in any other way than the recommended applications or for a specific use that requires an extremely high reliability.

(1) Applications that require consultation:

(i) Please contact us if you are considering use involving a quality assurance program that you specify or that is peculiar to the industry, such as:

Automotive electrical components, train control, telecommunications devices (mainline), traffic light control, electric power, combustion control, fire prevention or security systems, disaster prevention equipment, etc.

(ii) We may separately give you our support with a quality assurance program that you specify, when you think of a use such as :

Aviation or space equipment, submarine repeaters, nuclear power control systems, medical equipment for life support, etc.

(2) Recommended applications include:

Computers, office appliances, telecommunications devices (terminals, mobile units), measuring equipment, audiovisual equipment, home electric appliances, factory automation equipment, etc.

Japan Aviation Electronics Industry, Limited

Product Marketing Division

Aobadai Building, 3-1-19, Aobadai, Meguro-ku, Tokyo 153-8539

Phone: +81-3-3780-2882 FAX: +81-3-3780-2946

* The specifications in this brochure are subject to change without notice. Please contact JAE for information.