


# 叠层片式铁氧体磁珠—UPZ 系列

## Multilayer Chip Ferrite Bead – UPZ Series



**工作温度**  
Operating Temp

- ◆ -55°C ~+125°C

**特征**  
Features

- ◆ 内部印有银电极的叠层结构，铁氧体屏蔽无串扰
- ◆ Internal silver printed layers and magnetic shielded structures to minimize crosstalk
- ◆ 迭层独石结构具有良好的可靠性
- ◆ Monolithic structure for excellent reliability
- ◆ 具有比传统大电流磁珠更小的直流电阻，和更大耐电流特性
- ◆ Smaller DC resistance and larger allowable current than PZ series
- ◆ 在较宽的频率范围内具有优良的 EMI 抑制效果
- ◆ Can be used in a wide range of frequency to suppress EMI

**用途**  
Applications

- ◆ 通讯设备、音视频设备、电脑及周边设备等电源线或大功率线路的噪声抑制
- ◆ Noise suppression for power lines or large current signal lines of electric equipments, such as communication equipments, computers, A/V equipments, etc.

**产品型号**  
Product Identification

1	2	3	4	5	6	7
UPZ	1608	E	221	-2R2	T	F

1	分类 Type
UPZ	片式铁氧体超大电流磁珠 Chip Ferrite Bead For Ultra Large Current

2	外形尺寸 (L×W) (mm) External Dimensions (L×W) (mm)
0603 [0201]	0.6×0.3
1005 [0402]	1.0×0.5
1608 [0603]	1.6×0.8
2012 [0805]	2.0×1.25

3	材料代号 Material Code
	G, D, E, U, W

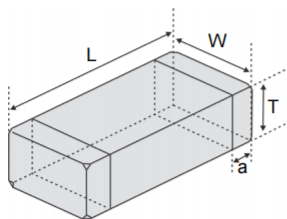
4	公称阻抗值 Nominal Impedance
Example	Nominal Value
300	30Ω
221	220Ω
102	1000Ω

5	额定电流值 Rated Current
1R5	1.5A
2R2	2.2A

6	包装 Packing
T	编带 Tape & Reel

7	无有害物质产品 Hazardous Substance Free Products
	F

**外观尺寸**  
Shape and Dimensions



Unit: mm [inch]

Type	L	W	T	a
UPZ0603 [0201]	0.6±0.05 [.024±.002]	0.3±0.05 [.012±.002]	0.3±0.05 [.012±.002]	0.15±0.05 [.006±.002]
UPZ1005 [0402]	1.0±0.15 [.039±.006]	0.5±0.15 [.020±.006]	0.5±0.15 [.020±.006]	0.25±0.1 [.010±.004]
UPZ1608 [0603]	1.65±0.15 [.065±.006]	0.8±0.15 [.031±.006]	0.8±0.15 [.031±.006]	0.3±0.2 [.012±.008]
UPZ2012 [0805]	2.0 (+0.3, -0.1) [.079 (+.012, -.004)]	1.25±0.2 [.049±.008]	0.85±0.2 [.033±.008]	0.5±0.3 [.020±.012]

**规格特性**  
Specifications

UPZ0603 TYPE

型号 Part Number	阻抗 Impedance	阻抗的测试频率 Z Test Frequency	直流电阻 Max. DC Resistance	额定电流 Max. Rated Current	厚度 Thickness
单位 Units	Ω	MHz	mΩ	mA	mm [inch]
符号 Symbol	Z	Freq.	DCR	I <sub>r</sub>	T
UPZ0603U220-1R8TF	22±25%	100	40	1800	0.3±0.05 [.012±.002]
UPZ0603U330-1R5TF	33±25%	100	55	1500	
UPZ0603U470-1R0TF	47±25%	100	120	1000	
UPZ0603U800-1R0TF	80±25%	100	130	1000	

UPZ1005 TYPE

型号 Part Number	阻抗 Impedance	阻抗的测试频率 Z Test Frequency	直流电阻 Max. DC Resistance	额定电流 Max. Rated Current	厚度 Thickness
单位 Units	Ω	MHz	mΩ	mA	mm [inch]
符号 Symbol	Z	Freq.	DCR	I <sub>r</sub>	T
UPZ1005D100-2R0TF	0~30	100	45	2000	0.5±0.15 [.020±.006]
UPZ1005D300-1R7TF	30±25%	100	50	1700	
UPZ1005D300-2R2TF	30±25%	100	35	2200	
UPZ1005D600-1R5TF	60±25%	100	75	1500	
UPZ1005D800-1R5TF	80±25%	100	70	1500	
UPZ1005D121-1R3TF	120±25%	100	90	1300	
UPZ1005D221-R90TF	220±25%	100	160	900	

UPZ1608 TYPE

型号 Part Number	阻抗 Impedance	阻抗的测试频率 Z Test Frequency	直流电阻 Max. DC Resistance	额定电流 Max. Rated Current	厚度 Thickness
单位 Units	Ω	MHz	mΩ	mA	mm [inch]
符号 Symbol	Z	Freq.	DCR	I <sub>r</sub>	T
UPZ1608G300-1R8TF	30±25%	100	60	1800	0.8±0.15 [.031±.006]
UPZ1608G600-1R2TF	60±25%	100	100	1200	
UPZ1608G101-1R0TF	100±25%	100	150	1000	
UPZ1608U220-6R0TF	22±25%	100	10	6000	
UPZ1608U280-6R0TF	28±25%	100	10	6000	
UPZ1608U700-4R0TF	70±25%	100	20	4000	
UPZ1608U221-2R2TF	220±25%	100	50	2200	
UPZ1608U331-1R5TF	330±25%	100	70	1500	
UPZ1608U391-1R5TF	390±25%	100	120	1500	
UPZ1608U471-1R5TF	470±25%	100	120	1500	
UPZ1608U601-1R3TF	600±25%	100	150	1300	
UPZ1608E300-5R0TF	30±25%	100	10	5000	
UPZ1608E600-3R5TF	60±25%	100	20	3500	
UPZ1608E101-3R0TF	100±25%	100	30	3000	
UPZ1608E181-2R2TF	180±25%	100	50	2200	
UPZ1608E221-2R2TF	220±25%	100	50	2200	
UPZ1608E331-1R7TF	330±25%	100	80	1700	
UPZ1608E601-1R0TF	600±25%	100	150	1000	
UPZ1608W260-6R0TF	26±25%	100	7	6000	

## 规格特性 Specifications

### UPZ2012 TYPE

型号 Part Number	阻抗 Impedance	阻抗的测试频率 Z Test Frequency	直流电阻 Max. DC Resistance	额定电流 Max. Rated Current	厚度 Thickness
单位 Units	$\Omega$	MHz	m $\Omega$	mA	mm [inch]
符号 Symbol	Z	Freq.	DCR	I <sub>r</sub>	T
UPZ2012D220-6R0TF	22±25%	100	10	6000	0.85±0.2 [.033±.008]
UPZ2012D800-4R0TF	80±25%	100	20	4000	
UPZ2012D101-4R0TF	100±25%	100	20	4000	
UPZ2012D471-2R0TF	470±25%	100	80	2000	
UPZ2012D601-2R0TF	600±25%	100	90	2000	
UPZ2012U220-6R0TF	22±25%	100	10	6000	
UPZ2012U300-6R0TF	30±25%	100	10	6000	
UPZ2012U600-4R0TF	60±25%	100	20	4000	
UPZ2012U221-3R0TF	220±25%	100	40	3000	
UPZ2012U601-2R0TF	600±25%	100	100	2000	
UPZ2012E300-6R0TF	30±25%	100	10	6000	
UPZ2012E121-4R0TF	120±25%	100	20	4000	
UPZ2012E221-3R0TF	220±25%	100	40	3000	
UPZ2012E331-2R5TF	330±25%	100	50	2500	
UPZ2012E601-2R0TF	600±25%	100	90	2000	
UPZ2012E102-1R5TF	1000±25%	100	120	1500	

※: 可根据客户需求提供其他电气特性产品, 请联系您当地的销售人员。

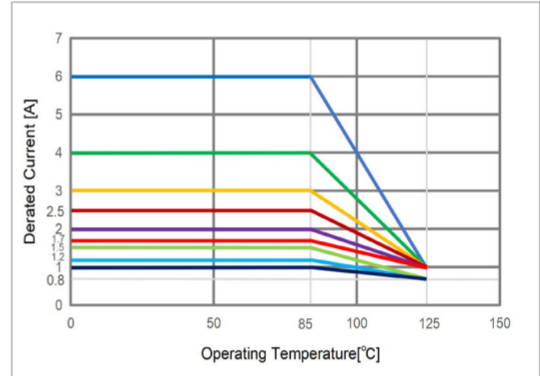
※: Products with other Electrical Characteristics can be provided upon customer's request. Please contact your local sales.

## 电气特性

### Typical Electrical Characteristics

#### 额定电流 Rated Current

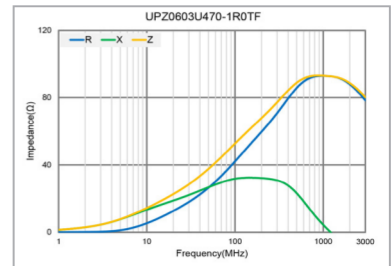
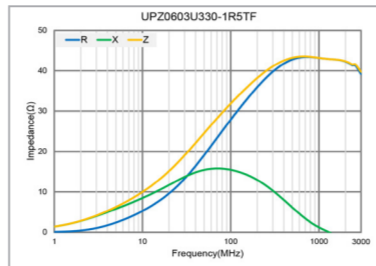
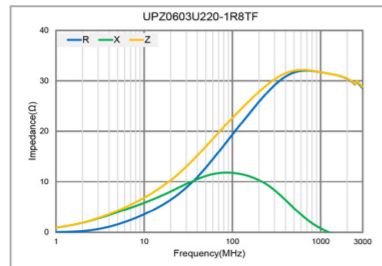
当工作温度超过 +85°C 时, 额定电流为 1000mA 及以上的片式铁氧体磁珠需要降额。请根据工作温度应用图表中所示的降额曲线。When operating temperatures exceed +85°C, derating of current is necessary for chip ferrite beads for which rated current is 1000mA and over. Please apply the derating curve shown in chart according to the operating temperature.



## 电气特性

### Detail Electrical Characteristics

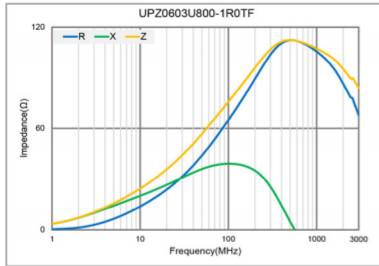
#### UPZ0603 TYPE



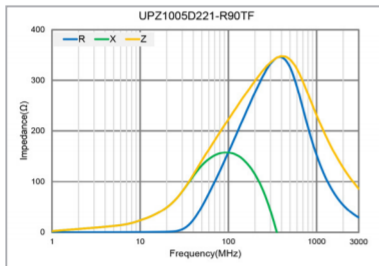
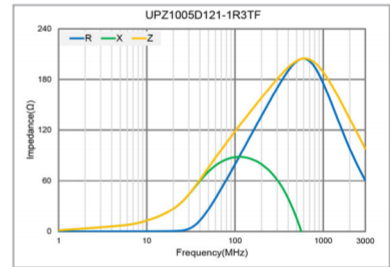
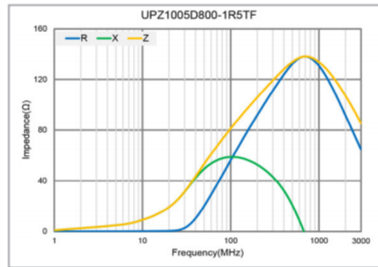
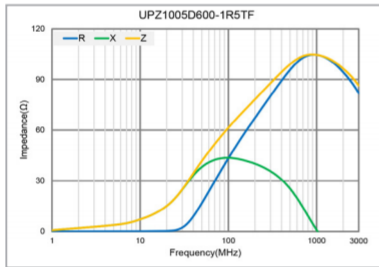
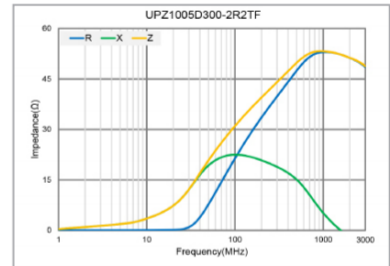
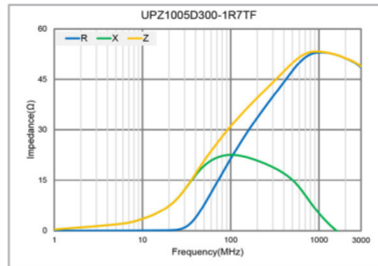
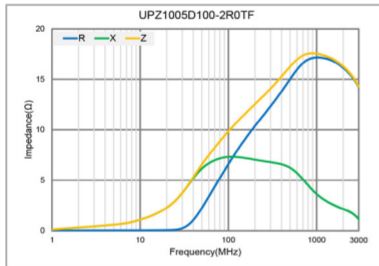
## 电气特性

### Typical Electrical Characteristics

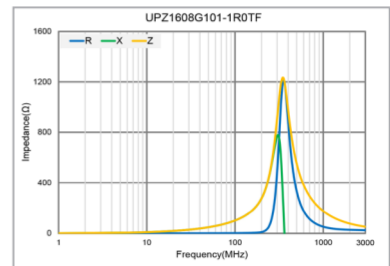
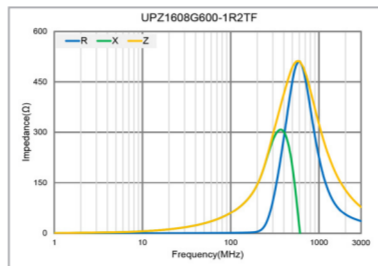
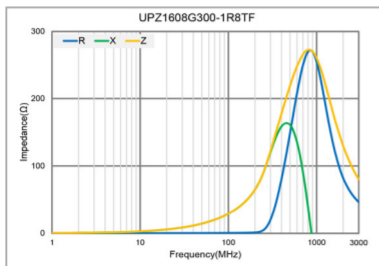
#### UPZ0603 TYPE



#### UPZ1005 TYPE



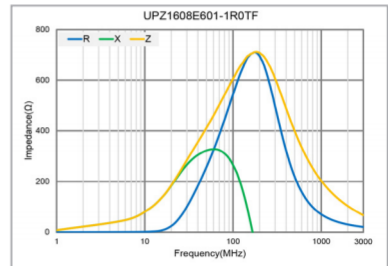
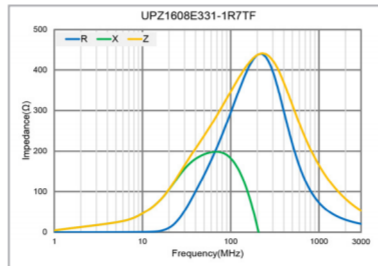
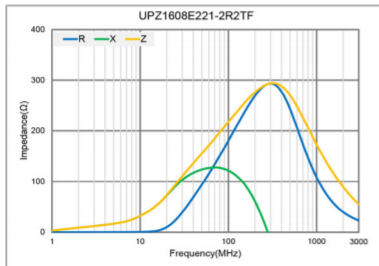
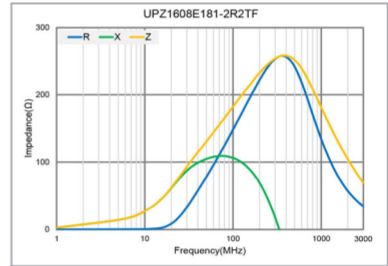
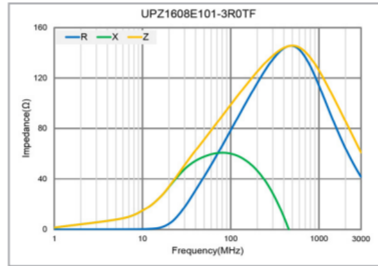
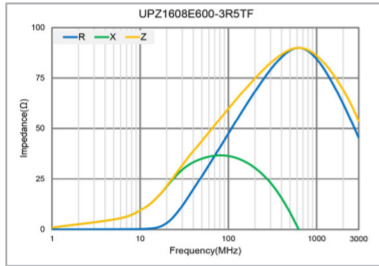
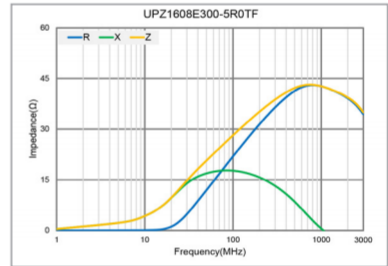
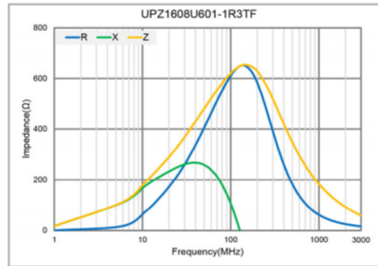
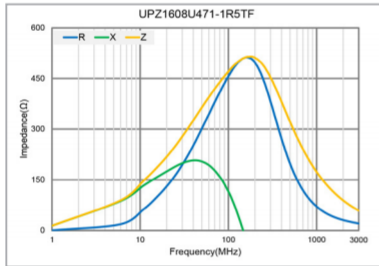
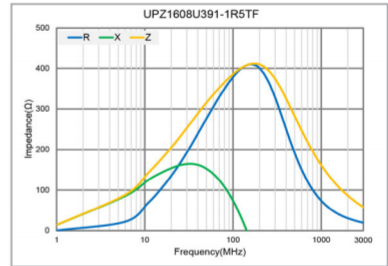
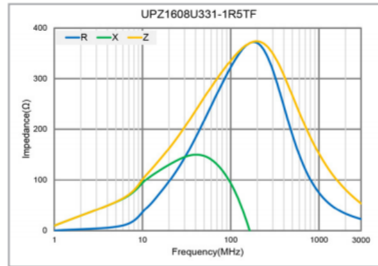
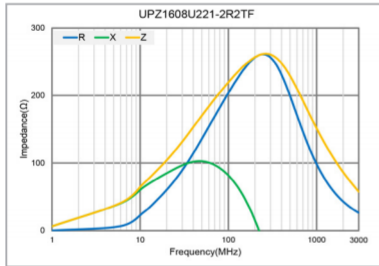
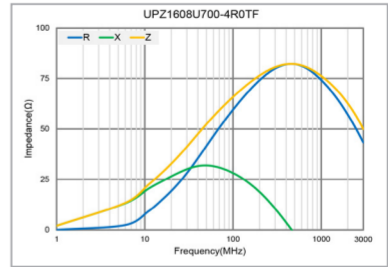
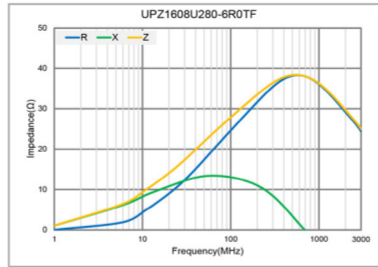
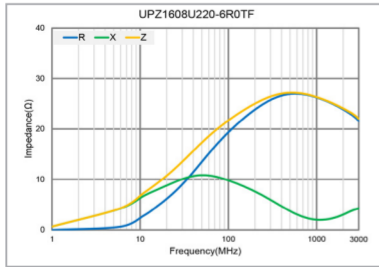
#### UPZ1608 TYPE



## 电气特性

### Detail Electrical Characteristics

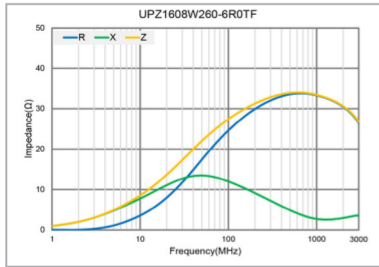
#### UPZ1608 TYPE



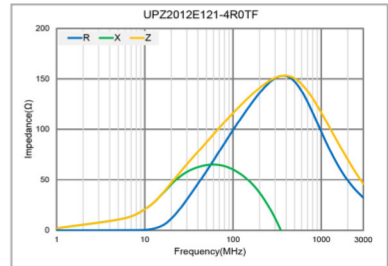
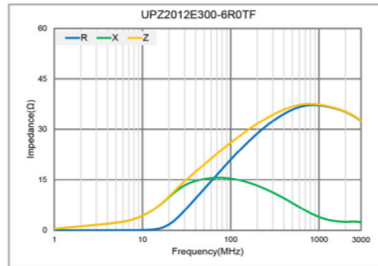
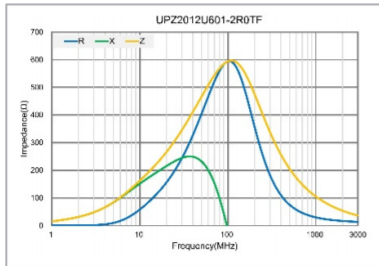
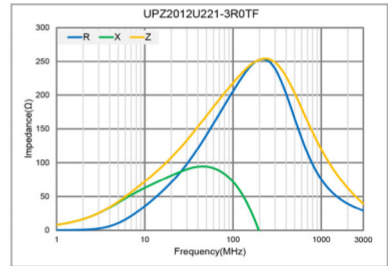
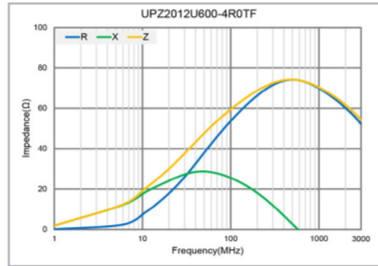
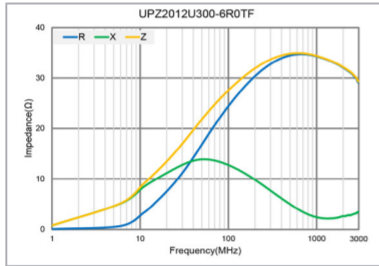
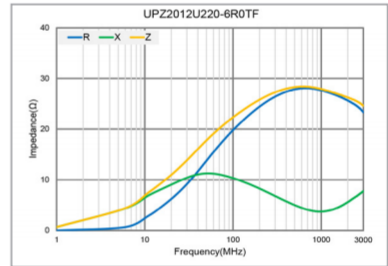
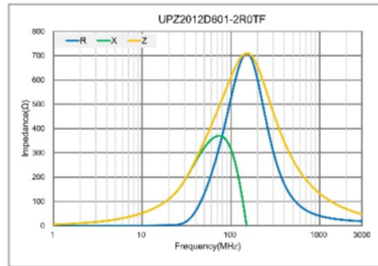
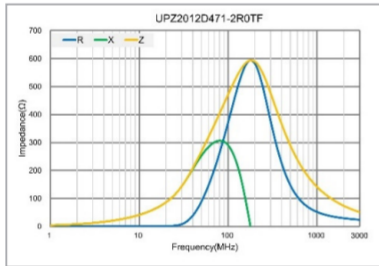
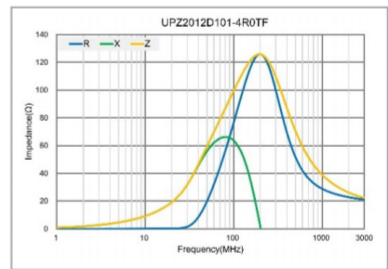
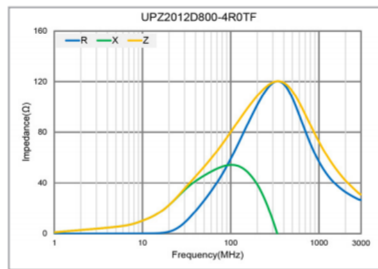
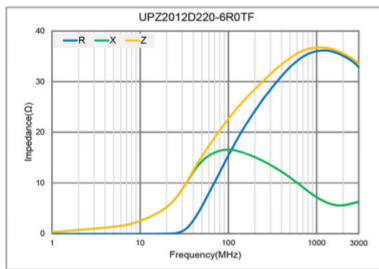
## 电气特性

### Detail Electrical Characteristics

#### UPZ1608 TYPE



#### UPZ2012 TYPE



## 电气特性

### Detail Electrical Characteristics

#### UPZ2012 TYPE

