




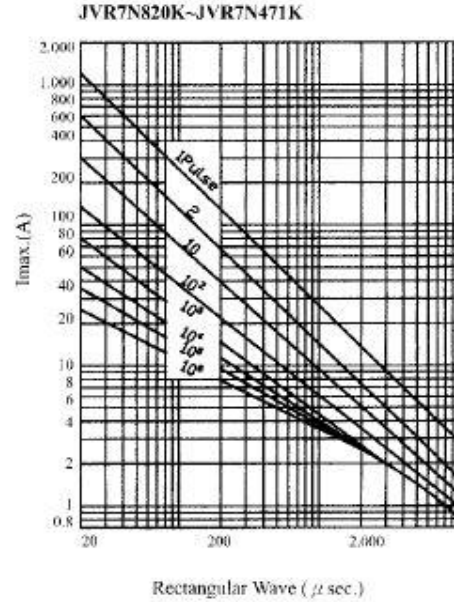
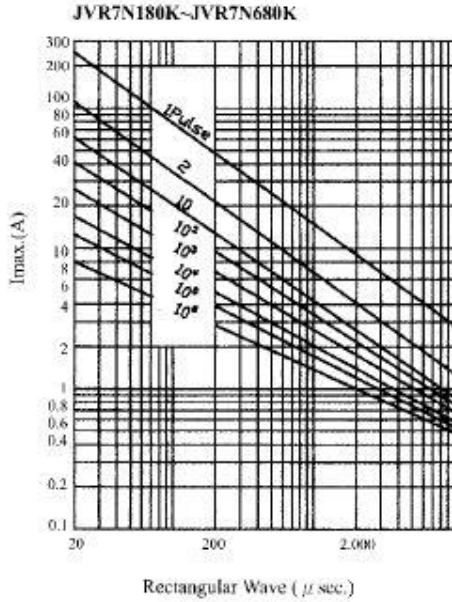
7φ JVR VARISTOR

PART NO.	Maximum Allowable Voltage		Varistor Voltage V/I mA		Maximum Clamping Voltage	Withstanding Surge Current		Rated Wattage (W)	Energy 10/1000us (J)	  
	ACrms (V)	DC (V)	(V)	Tolerance Min-Max		V/10A (V)	1 Time (A)			
JVR-7N180K	11	14	18	14.4-21.6	• 36	250	125	0.02	1.2	☆
JVR-7N220K	14	18	22	18.7-26.0	• 43	250	125	0.02	1.4	☆
JVR-7N270K	17	22	27	23.0-31.1	• 53	250	125	0.02	1.7	☆
JVR-7N330K	20	26	33	29.5-36.5	• 65	250	125	0.02	2.2	☆
JVR-7N390K	25	31	39	35-43	• 77	250	125	0.02	2.4	☆
JVR-7N470K	30	38	47	42-52	• 93	250	125	0.02	3.0	☆
JVR-7N560K	35	45	56	50-62	• 110	250	125	0.02	3.5	☆
JVR-7N680K	40	56	68	61-75	• 135	250	125	0.02	4.3	☆
JVR-7N820K	50	65	82	74-90	135	1200	600	0.25	5.5	☆ ★
JVR-7N101K	60	85	100	90-110	165	1200	600	0.25	7.0	☆ ★
JVR-7N121K	75	100	120	108-132	200	1200	600	0.25	8.0	☆ ★
JVR-7N151K	95	125	150	135-165	250	1200	600	0.25	11.0	☆ ★
JVR-7N181K	115	150	180	162-198	300	1200	600	0.25	13.0	☆ ★
JVR-7N201K	130	170	200	185-225	340	1200	600	0.25	14.3	☆ ★ ★
JVR-7N221K	140	180	220	198-242	360	1200	600	0.25	15.5	☆ ★ ★
JVR-7N241K	150	200	240	216-264	395	1200	600	0.25	16.8	☆ ★ ★
JVR-7N271K	175	225	270	247-303	455	1200	600	0.25	19.8	☆ ★ ★
JVR-7N301K	195	250	300	270-330	505	1200	600	0.25	21.0	☆ ★ ★
JVR-7N331K	210	275	330	297-363	550	1200	600	0.25	23.0	☆ ★ ★
JVR-7N361K	230	300	360	324-396	595	1200	600	0.25	26.0	☆ ★ ★
JVR-7N391K	250	320	390	351-429	650	1200	600	0.25	30.0	☆ ★ ★
JVR-7N431K	275	350	430	387-473	710	1200	600	0.25	33.0	☆ ★ ★
JVR-7N471K	300	385	470	423-517	775	1200	600	0.25	35.0	☆ ★ ★

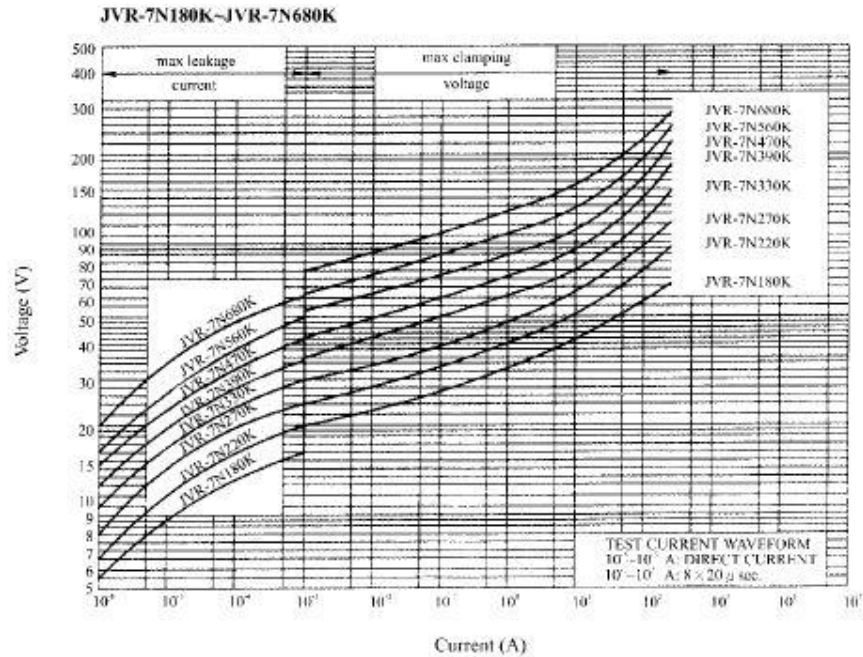
The clamping voltage from 180K to 680K is tested with current 2.5A.

For application requiring ratings not shown, contact Joyln application engineering.

PULSE LIFETIME RATINGS



V-I CHARACTERISTIC CURVE



V-I CHARACTERISTIC CURVE

JVR-7N820K~JVR-7N471K

